

# Tank Inspection Lights

## Series 6122



www.stahl.de



10033E00

- > For halogen lamps 5 W to 100 W
- > Mounting options
  - tilting hinge
  - mounting bracket
  - flange collar
- > Corrosion-resistant light metal enclosure
- > Connection options
  - potted connection lead
  - connection chamber

E2



Series 6122 tank inspection lights are suitable for the illumination of storage tanks, stirring tanks, distillation columns, pipeline flow indicators etc.

Zone	ATEX / GOST					
	0	1	2	20	21	22
For use in		x	x		x	x

**WebCode 6122A**

# Tank Inspection Lights

## Series 6122

Selection Table

Version	Lamp wattage	Lamp holder	Temperature class at Ta = 40 °C	T <sub>S max</sub> at Ta = 40 °C	Rated voltage	Order number	Weight
Size 1 with flexible lead	5 W	G4	T6	80 °C	12 V AC / DC *	6122/2-02-005-012-0	1.750
					24 V AC	6122/2-02-005-024-0	2.250
					36 V AC	6122/2-02-005-036-0	2.250
					42 V AC	6122/2-02-005-042-0	2.250
					115 V AC	6122/2-02-005-115-0	2.250
					230 V AC	6122/2-02-005-230-0	2.250
					240 V AC	6122/2-02-005-240-0	2.250
	10 W	G4	T4	130 °C	12 V AC / DC *	6122/2-02-010-012-0	1.750
					24 V AC	6122/2-02-010-024-0	2.250
					36 V AC	6122/2-02-010-036-0	2.250
					42 V AC	6122/2-02-010-042-0	2.250
					115 V AC	6122/2-02-010-115-0	2.250
					230 V AC	6122/2-02-010-230-0	2.250
					240 V AC	6122/2-02-010-240-0	2.250
	20 W	G4	T4	130 °C	12 V AC / DC *	6122/2-02-020-012-0	1.750
					24 V AC / DC *	6122/2-02-020-024-0	1.780
					36 V AC	6122/2-02-020-036-0	2.250
					42 V AC	6122/2-02-020-042-0	2.250
					115 V AC	6122/2-02-020-115-0	2.250
					230 V AC	6122/2-02-020-230-0	2.250
					240 V AC	6122/2-02-020-240-0	2.250
Size 1 with connection chamber	5 W	G4	T6	80 °C	12 V AC / DC *	6122/2-12-005-012-0	1.650
					24 V AC	6122/2-12-005-024-0	2.150
					36 V AC	6122/2-12-005-036-0	2.150
					42 V AC	6122/2-12-005-042-0	2.150
					115 V AC	6122/2-12-005-115-0	2.150
					230 V AC	6122/2-12-005-230-0	2.150
					240 V AC	6122/2-12-005-240-0	2.150
	10 W	G4	T4	130 °C	12 V AC / DC *	6122/2-12-010-012-0	1.650
					24 V AC	6122/2-12-010-024-0	2.150
					36 V AC	6122/2-12-010-036-0	2.150
					42 V AC	6122/2-12-010-042-0	2.150
					115 V AC	6122/2-12-010-115-0	2.150
					230 V AC	6122/2-12-010-230-0	2.150
					240 V AC	6122/2-12-010-240-0	2.150

### Order Number Supplement

State with order: • Housing painted with 2-component epoxy paint (extra charge) • Opal glass cover

### Note

Tank inspection lights are supplied with lamps and without mounting material. These parts must be ordered separately.

\* without transformer - direct connection

# Tank Inspection Lights

## Series 6122



Selection Table

Version	Lamp wattage	Lamp holder	Temperature class at Ta = 40 °C	T <sub>S max</sub> at Ta = 40 °C	Rated voltage	Order number	Weight kg
Size 1 with connection chamber	20 W	G4	T4	130 °C	12 V AC / DC *	6122/2-12-020-012-0	1.650
					24 V AC / DC *	6122/2-12-020-024-0	1.640
					36 V AC	6122/2-12-020-036-0	2.150
					42 V AC	6122/2-12-020-042-0	2.150
					115 V AC	6122/2-12-020-115-0	2.150
					230 V AC	6122/2-12-020-230-0	2.160
					240 V AC	6122/2-12-020-240-0	2.150
					50 W	G6.35	T3
24 V AC / DC *	6122/2-12-050-024-0	1.800					
Size 2 with connection chamber	20 W	G4	T6	80 °C	12 V AC / DC *	6122/4-12-020-012-0	2.650
					24 V AC / DC *	6122/4-12-020-024-0	2.650
					36 V AC	6122/4-12-020-036-0	3.600
					42 V AC	6122/4-12-020-042-0	3.600
					115 V AC	6122/4-12-020-115-0	3.600
					230 V AC	6122/4-12-020-230-0	3.600
					240 V AC	6122/4-12-020-240-0	3.600
					50 W	G6.35	T4
	24 V AC / DC *	6122/4-12-050-024-0	2.650				
	36 V AC	6122/4-12-050-036-0	3.600				
	42 V AC	6122/4-12-050-042-0	3.620				
	115 V AC	6122/4-12-050-115-0	3.600				
	230 V AC	6122/4-12-050-230-0	3.620				
	240 V AC	6122/4-12-050-240-0	3.900				
Size 3 with connection chamber	100 W	G6.35	T4	130 °C	12 V AC / DC *	6122/6-12-100-012-0	6.700
					24 V AC / DC *	6122/6-12-100-024-0	6.700

### Order Number Supplement

- State with order: (extra charge)
- Housing painted with 2-component epoxy paint
  - Opal glass cover

Note Tank inspection lights are supplied with lamps and without mounting material. These parts must be ordered separately.

\* without transformer - direct connection

E2

# Tank Inspection Lights

## Series 6122

### Explosion Protection

#### Europe (ATEX)

##### Gas and dust

LCIE 02 ATEX 6172 (6122/2)  
 LCIE 02 ATEX 6174 (6122/4)  
 LCIE 03 ATEX 6328 (6122/6)  
 Ⓢ II 2 G Ex d IIC T<sup>3</sup>) (6122/2-02)  
 Ⓢ II 2 G Ex de IIC T<sup>3</sup>) (6122/2-12 / 6122/4-12 / 6122/6-12)  
 Ⓢ II 2 D Ex tD A21 IP65 T<sub>0</sub>\*)  
 \* temperature classes and surface temperatures see selection table

#### Certificates and approvals

##### Certificates

ATEX, Serbia (IZP), Belarus (GOST-B)

### Technical data

#### Electrical data

##### Rated voltage

12 V resp. 12 V or 24 V AC / DC  
 Supply voltage without transformer  
  
 24, 42, 115, 230, 240 V AC, 50 Hz  
 Supply voltage with transformer; secondary voltage 12 V

#### Luminous Characteristics

##### Radiation angle (Halogen lamp)

10° „spot“-Version (Standard version)  
 20° „flood“-Version

#### Ambient conditions

##### Ambient temperature

- 20 ... + 40 °C (+ 60 °C on request)

##### Operating conditions

No restrictions on operating temperature of vessel contents

#### Mechanical data

##### Degree of protection

IP65

##### Protection class

I (with internal and external PE/PA-connection)

##### Material

##### Enclosure

Corrosion-resistant cast aluminium alloy

##### Glas

Standard: Borosilicate glass, resistant to temperature changes up to 300 °C  
 Special: Opal glass to reduce glare when mounted on flow indicator

##### Reflector

6122/2	20 W (size 1)	Halogen reflector lamp
6122/2, 6122/4, 6122/6	5, 10, 20, 50, 100 W	Highly polished parabolic reflector

#### Assembly / Installation

##### Cable entry

##### with flexible lead

Temperature-resistant cable 3 x 0,75 mm<sup>2</sup>, 5 m long

##### with connection chamber

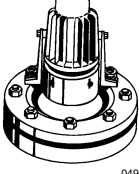
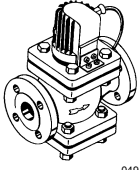
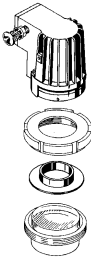

1 x M20 x 1,5 bell-mouthed gland

##### Terminals

with connection chamber: for max. 2.5 mm<sup>2</sup>

We reserve the right to make alterations to the technical data, dimensions, weights, designs and products available without notice. The illustrations cannot be considered binding.








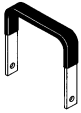


**Mounting Options**

<p>Mounting options for size 1 and 2 6122/2 and 6122/4</p>	<p>Mounting on sight glasses to DIN 28120 or similar: NW 25 ... NW 150: with tilting hinge (from NW 125 anti-dazzle shield must be included in order) NW 80 ... NW 200: with mounting bracket</p>	 <p>04983e00 Tilting hinge and anti-dazzle shield</p>
	<p>Mounting on flow indicators with bracket or customer specified fixing</p>	 <p>04984e00 Mounting bracket</p>
	<p>Mounting on screwed sight glasses to DIN 11851 (Milkpipe screw fixing gland) NW 65 ... NW 100: by means of intermediate flange collar material 1.4301 from NW 125: Mounting bracket on grooved collar nut</p>	 <p>05366e00 Intermediate flange collar</p>
<p>Mounting options for size 3 6122/6</p>	<p>Mounting on sight glasses to DIN 28120 or similar: NW 100 ... NW 200: with tilting hinge NW 100 ... NW 200: with foot ring</p>	 <p>05367e00 Tilting hinge</p>

# Tank Inspection Lights

## Series 6122

### Accessories and Spare Parts

Designation	Illustration	Description	Order number	Weight kg	
Tilting hinge	 04988E00	for size 1	<b>108891</b>	0.070	
		for size 2	<b>109009</b>	0.250	
	 05463E00	for size 2	<b>109010</b>	0.075	
	 04987E00	for size 2 / 3	<b>108890</b>	0.113	
Mounting bracket	 04989E00	for size 1	50 W	<b>108831</b>	0.020
Intermediate flange collar	 11227E00	for size 1	DN 65	<b>108839</b>	0.360
Foot ring	 04991E00	for size 3			
		Sight glasses	NW DN		
		to DIN 28120	100	<b>108910</b>	0.600
		to DIN 28120	150 / 200	<b>108908</b>	0.200
		to DIN 28121	100 ... 200	<b>108911</b>	0.800
Anti-dazzle shield	 04992E00	for dazzle-free illumination, only up to 50 W and with „tilting hinge“ fixing			0.000
		for size 1		<b>108832</b>	0.065
		for size 2		<b>108833</b>	0.100
Transport handle	 04993E00	may be used as handlamp			
		for size 1		<b>109006</b>	0.100
		for size 2		<b>109008</b>	0.100
Halogen lamps	 05003E00	without reflector			
		G4	5 W / 12 V	<b>108879</b>	0.004
		G4	10 W / 12 V	<b>108880</b>	0.008
		GY6.35	50 W / 12 V	<b>108877</b>	0.005
		GY6.35	50 W / 24V	<b>108876</b>	0.005
		GY6.35	100 W / 24 V	<b>108878</b>	0.007
	 04994E00	with reflector			
		G4	20 W / 12 V	<b>108881</b>	0.015
		G4	20 W / 24 V	<b>108882</b>	0.015
		BA15d	50 W / 12 V	<b>108875</b>	0.035

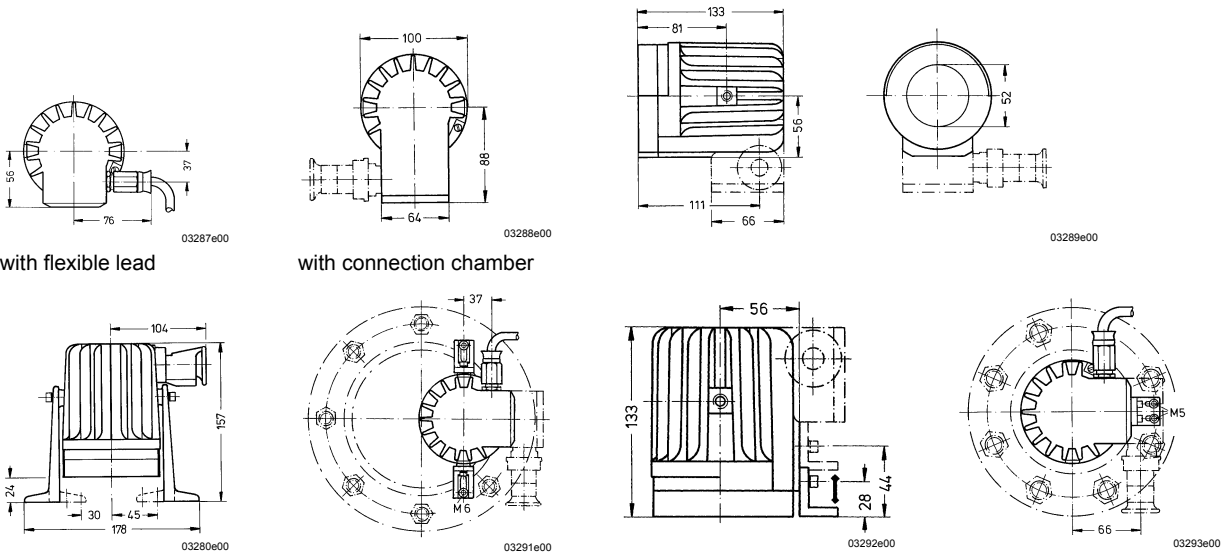
# Tank Inspection Lights

## Series 6122



Dimensional Drawings (All Dimension in mm) - Subject to Alterations

E2



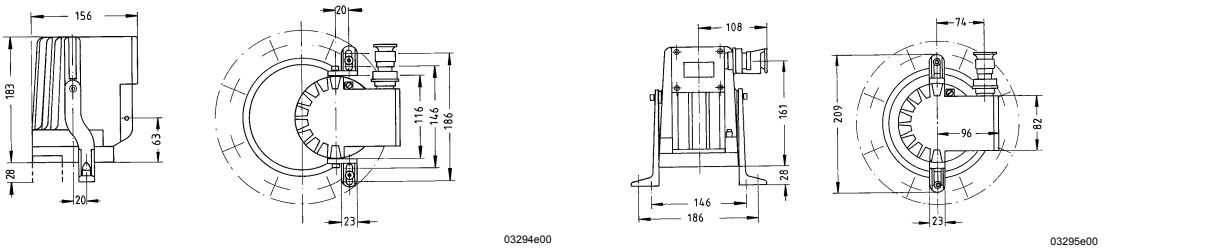
with flexible lead

with connection chamber

Fixing with tilting hinge

Fixing with mounting bracket

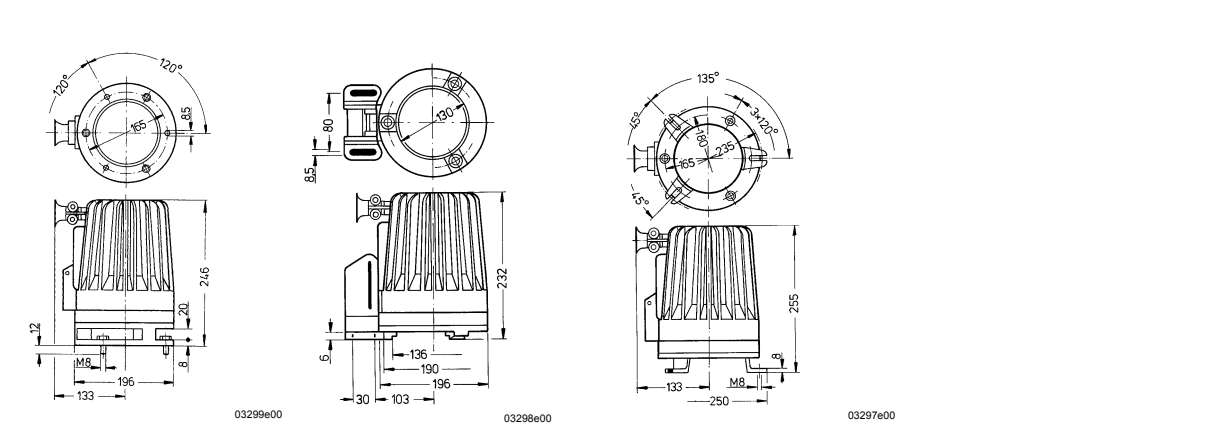
Tank inspection lights, 6122/2 up to 50 W (size 1)



Fixing with tilting hinge

Fixing with tilting hinge

Tank inspection lights, 6122/4, 50 W (size 2)



Flange fixing

Tilting hinge fixing

Foot ring fixing

Tank inspection lights, 6122/6, 100 W (size 3)