

Compact Sheet-Steel Light Fittings Series 6114



- > As 1-, 2- oder 3-lamp version
- > Versions
 - Pendant fitting
 - Wall-mounting fitting
 - Flush mounted fitting
- > Powder-coated steel or stainless steel
- > Central lock
- > All pole disconnection via NC switch in positive opening operation when glass cover is opened

www.stahl.de



11199E00

Series 6114 compact light fittings can be used for normal lighting, but also as information fittings or as group or centrally-powered emergency lights.

Zone	ATEX					
	0	1	2	20	21	22
6114: For use in		x	x			

WebCode 6114A

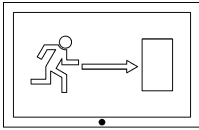



Compact Sheet-Steel Light Fittings

Series 6114

Selection Table

Version	Lamps	Electronic ballasts	Order number	Weight
		piece		kg
6114 Pendant light fitting (Zones 1, 2)	1 x 8 W fluorescent lamps	1	6114/5081-80.1-3230-...-1	6.230
	2 x 8 W fluorescent lamps	1	6114/5082-80.1-3230-...-1	6.330
		2	6114/5082-90.1-3230-...-1	6.730
	3 x 8 W fluorescent lamps	1	6114/5083-80.1-3230-...-1	6.430
		2	6114/5083-90.1-3230-...-1	6.890
	6114 Wall-mounting light fitting* (Zones 1, 2)	1 x 8 W fluorescent lamps	1	6114/6081-80.1-3230-...-1
2 x 8 W fluorescent lamps		1	6114/6082-80.1-3230-...-1	6.730
		2	6114/6082-90.1-3230-...-1	7.130
3 x 8 W fluorescent lamps		1	6114/6083-80.1-3230-...-1	6.830
		2	6114/6083-90.1-3230-...-1	7.290
6114 Recessed light fitting (Zones 1, 2)		1 x 8 W fluorescent lamps	1	6114/7081-80.1-3230-...-1
	2 x 8 W fluorescent lamps	1	6114/7082-80.1-3230-...-1	6.970
		2	6114/7082-90.1-3230-...-1	7.370
	3 x 8 W fluorescent lamps	1	6114/7083-80.1-3230-...-1	7.070
		2	6114/7083-90.1-3230-...-1	7.530

Order Number Supplement

Cable entries	Standard: 1 x cable gland M25 x 1,5 1 x plug M25 x 1,5	6.14/.....1.....
	Special: Specify non-standard entries in writing	6.14/.....2.....
Emergency exit signs	Needed only when used as information lights or escape sign lights; with adhesive symbols positioned as follows: Mounting position Standard	
		
	A 09035e00	
	Special Please state other positions in writing	
	Please specify emergency exit sign number	
	Symbols complying with VBG 125, DIN 4844, DIN 5035; recognition distance e: 45 m; size: 395 x 235 mm	
Illustration	Description	
without		6.14/.....-00-
	Colour Sign Background white green	6.14/.....-17-
08482e00		
	Colour Sign Background white green	6.14/.....-30-
08484e00		
	Colour Sign Background white green	6.14/.....-19-
08482e00		

Notes:
 Compact light fittings can be operated as emergency lighting via a group or central battery system.
 The light fittings are supplied without lamps and mounting material. These must be ordered separately.
 Further escape and information signs available on request.
 * Wall-mounting brackets must be ordered separately.

Compact Sheet-Steel Light Fittings

Series 6114



Explosion Protection

Europe (ATEX)	
Gas	PTB 99 ATEX 2200 ⊕ II 2 G EEx ed IIC T4
Certificates	ATEX, Belarus (GOST-B), Serbia (IZP)

Technical Data

Electrical data

Rated voltage	AC: 220 ... 254 V, 50 / 60 Hz DC: 198 ... 254 V			
Nominal operational current	Lamps	Power	Electronic ballast	Rated current
	Fluorescent lamps	1 x 8 W	1 ECG	0,088 A
		2 x 8 W	1 ECG	0,135 A
			2 ECGs	0,176 A
	3 x 8 W	1 ECG	0,200 A	
		2 ECGs	0,223 A	
Faulty lamp	If lamp is faulty, power supply is automatically switched off by the electronic ballast			

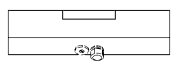
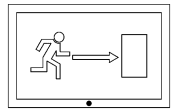
Luminous Characteristics

Lamps	Two-pin fluorescent lamps, 8 W, 16 mm diameter, for G5 holders; 1 x 8 W; 2 x 8 W; 3 x 8 W
Measures for light guidance	Reflector painted white

Mechanical data

Ingress protection	IP65
Protection class	I (with internal PE connection terminal)
Material	
Enclosure	Standard: Sheet-steel, powder coated, colour similar to RAL 9016 Special: Stainless steel
Gasket	EPDM; formed gasket
Lens	Safety glass
Lamp locking	Central locking using screw driver; glass cover hinged for access; On opening of light fitting power to electronic ballast is disconnected

Assembly / Installation

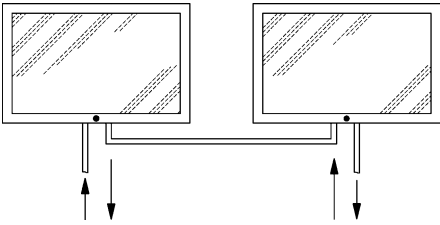
Cable entry	Standard:	1 cable gland 8161 in plastic M25 x 1.5 and 1 plug 8290 in plastic, M25 x 1.5	  <small>09036e00</small>
	Special:	other cable entries in plastic or metal on request	
Connection		Cage clamp terminals; L, N, PE; cable diameter range 1 x 2,5 mm ² for solid and flexible cores (3 free terminals for looping through of cables)	
Assembly	Pendant light fitting	Light fitting top has 2 M8 threaded rivets which allow use of different mounting parts, e. g. ring bolts.	
	Wall-mounting light fitting	Each small end is fitted with 1 M12 threaded bolt. The light fitting is hooked-in by these bolts to the mounting brackets and secured by lock nuts. The light fittings angle of inclination is infinitely variable.	
	Recessed light fitting	Mounting frames with fixing holes are welded-on. Light fitting is inserted into ceiling cut out and fixed via mounting frame. The frames are flush with the glass cover.	

E2

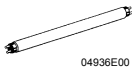
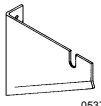




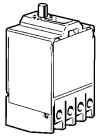
Compact Sheet-Steel Light Fittings

Series 6114

Technical Data

Looping through of cables	There are 3 free terminals assembled in the light fitting for looping through of cables
	
09037E00	
Emergency exit signs	for information lights or escape route lighting
Use	Foil, self-adhesive, printed with various pictograms in different colours
Material	Foil, stuck to the cover externally
Mounting	Available emergency exit signs are detailed in selection table
Options	e = 45 m
Recognition distance	395 x 235 mm
Dimensions	

Accessories and Spare Parts

Designation	Illustration	Description	Art. no.	Weight kg
Fluorescent lamps	 04936E00	Colour of light Light flux cool white 450 lm	10 pcs	0.415
Wall-mounting bracket	 05375E00	Material: Sheet steel For light fittings width: 280 mm	1 pair	1.000
Ring bolts	 05378E00	M8, direct mounting in insert nuts, 1 pair		0.120
Emergency exit sign		Adhesive foil, to stick on the glass cover Size: 395 x 235 mm Recognition distance: e = 45 m		0.000
	 08483E00	Colours Sign white Background green	1 pc.	0.027
	 08482E00	Colours Sign white Background green	1 pc.	0.027
	 08484E00	Colours Sign white Background green	1 pc.	0.015
Switch	 10809E00	Switching element 8080/1-3-L, 2 normally closed contacts	132527	0.025

Compact Sheet-Steel Light Fittings

Series 6114



Dimensional Drawings (All Dimensions in mm) - Subject to Alterations

<p>04722e00</p>	<p>09038e00</p>
<p>Pendant light fitting</p> <p>04724e00</p>	<p>09675e00</p>
<p>Flush-mounting light fitting</p> <p>04723e00</p>	<p>04601e00</p>
<p>Wall-mounting light fitting</p>	<p>Wall-mounting bracket</p>

Compact sheet-steel light fitting 6114

We reserve the right to make alterations to the technical data, dimensions, weights, designs and products available without notice. The illustrations cannot be considered binding.