



10019E00

Resistor Series 8453/1 and 8453/2

- Explosion protection to
 - CENELEC
 - IEC
- For use in Zone 1 and Zone 2
- The resistor element is equipped with
 - 1 resistor 1 kΩ / 0,5 W
 - 1 resistor 10 kΩ / 0,5 W
- Depending on the kind of order, the control units Series 8453 can be equipped with
 - fuses
 - varistors
 - diodes
 - capacitors
 - and other electrical / electronic components

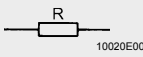

STAHL

The control units with resistor Series 8453 are used mostly for monitoring wire break and short circuits. The enclosure is the same as control elements Series 8082.





Similar to control elements Series 8082, versions with screw terminals and cage clamp terminals are also available.

Zones 1 & 2

Selection table

Version	Description	Ordering code	Weight kg
8453/1 with screw terminal	 Resistor 1 kΩ / 0,5 W	8453/1-03-001	0,050
	Resistor 10 kΩ / 0,5 W	8453/1-03-002	0,050
8453/2 with cage clamp terminal	 Resistor 1 kΩ / 0,5 W	8453/2-03-001	0,050
	Resistor 10 kΩ / 0,5 W	8453/2-03-002	0,050

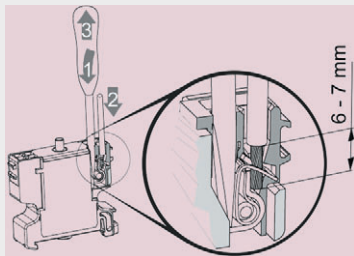
Technical Data

Version	with resistor 8453/-.03-001	with resistor 8453/-.03-002
Explosion protection	 II 2 G EEx de IIC  I M 2 EEx de I	 II 2 G EEx de II  I M 2 EEx de I
Certificates	PTB 01 ATEX 1067 U	PTB 01 ATEX 1067 U
Enclosure	Polyamide	Polyamide
Rating	0,5 W	0,5 W
Flexible lead	2,5 mm ² flexible with screw terminal	2,5 mm ² flexible with cage clamp
Ambient temperature	- 20 °C ... + 40 °C	- 20 °C ... + 40 °C

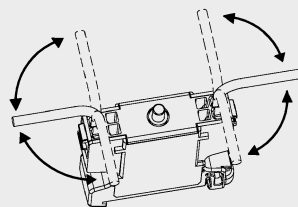
Handling of the conductor connection as a part of 8453/1

With element types 8453/1 (screw terminal), 1 and 2 conductors can be installed under a conductor connection. With one wired conductors, the conductors must have the same kind of cross section and be made of the same material. Conductors can be connected without any kind of special preparation.

Handling of the conductor connection as a part of 8453/2



05885E00

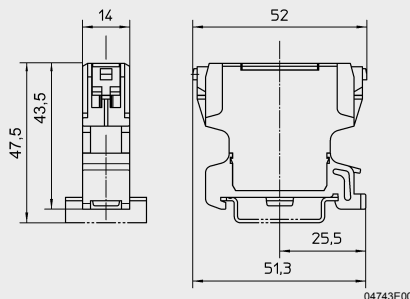


05886E00

Usable copper connectors



Dimension drawings (all dimensions in mm) - subject to alterations



04743E00

Resistor 8453/-.03-00.

We reserve the right to make alterations to the technical data, weights, dimensions, designs and products available without notice. The illustrations cannot be considered binding.

