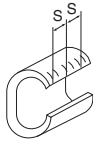
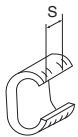
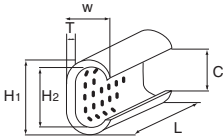


# TAP-OFF CONNECTOR (C-CONNECTOR)

The range of C-CONNECTORS are manufactured in 'C' shaped copper section for connection of main and tap copper conductors.

- Approved by NTT corporation
- Reliability is ensured by passing tests specified by JIS C 2810
- Suitable for connecting copper conductors in both indoor and outdoor such as wiring in building or wiring in tunnel
- Tin plated to avoid rusting

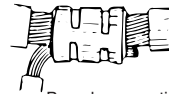
## C-CONNECTOR SPECIFICATIONS



(T-11 ~ T-122)  
except T-20, T-26, T-44

(T-154 ~ T-700)

Connector Size	Dimensions(mm)						Installation		Total sectional area of applicable wire	Per Package
	H <sub>1</sub>	H <sub>2</sub>	W	L	T	C	# of Crimps	S		
T-11	9.5	6.3	6.2	12	1.6	4.0	2	7	7.5~11mm <sup>2</sup>	500
T-16	11.8	7.8	7.8	13	2.0	5.0	2	8	11.5~16	500
T-20	12.8	8.4	9.7	13	2.9	5.1	1	—	14~20	500
T-26	14.7	10.2	10.9	16	3.2	6.5	1	—	21~26	300
T-44	19.0	13.4	14.4	20	4.0	8.5	1	—	27~44	150
T-60	21.0	15.4	15.1	22	4.0	9.7	2	11	45~60	100
T-76	24.4	17.3	17.6	22	5.0	10.8	2	11	61~76	80
T-98	27.8	20.8	18.8	25	5.0	13.8	2	11	77~98	60
T-122	29.8	22.1	21.2	26	5.5	13.5	2	12	99~122	50
T-154	34.0	25.7	24.4	28	6.0	17.0	3	8.5	123~154	50
T-190	37.0	28.5	25.4	35	6.0	17.4	3	10.5	155~190	35
T-240	40.0	30.2	28.5	40	7.0	19.0	3	13	191~240	25
T-288	44.5	34.7	31.1	45	7.0	22.3	3	14.5	241~288	15
T-365	47.5	37.7	34.0	50	7.0	24.8	3	16	289~365	13
T-450	57.0	42.5	41.0	60	10.0	28.0	3	18.5	366~450	10
T-560	62.0	46.0	45.0	65	11.0	31.0	3	20	451~560	8
T-700	68.0	51.0	49.5	70	12.0	34.0	3	21	561~700	6



Branch connection



Parallel connection

## COMBINATION CHART (Applicable range & Tool to be used)

Conductor Tap	2 (φ1.6)	3.5 (φ2.0)	5.5 (φ2.6)	8mm <sup>2</sup>	14	22	30	38	50	60	80	100	125	150	200	250	325
Main Conductor																	
5.5(φ2.6)	11	11	11														
8mm <sup>2</sup>	11	16	16														
14		20	20	26	44												
22		26	26	44	44	44											
30		44	44	44	44	60	60										
38		44	44	44	60	60	76	76									
50		60	60	60	76	76	98	98	122								
60		76	76	76	76	98	98	98	122	122							
80		98	98	98	98	122	122	122	154	154	190						
100		122	122	122	122	122	154	154	154	190	190	240					
125		154	154	154	154	154	190	190	190	240	240	288	288				
150		154	154	154	154	154	190	190	240	240	288	288	365	365			
200		240	240	240	240	240	240	240	288	288	365	365	365	450			
250			288	288	288	288	288	288	365	365	365	365	450	450	450	560	
325			365	365	365	365	365	365	450	450	450	450	560	560	560	700	700
400							450	450	450	560	560	560	560	560	700	700	
500							560	560	560	560	700	700	700	700	700		
600							700	700	700	700	700	700					

Figures in Table show Connector Size T-

Tooling Guide: EH-2C No.15B No.16B EP520C